

**The Only Capsule Endoscopy
System with a
360° Panoramic View**



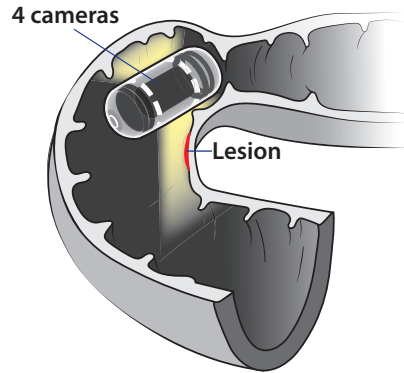
**See more.
Do more.
Get more.**

Capso **CAM**
PLUS

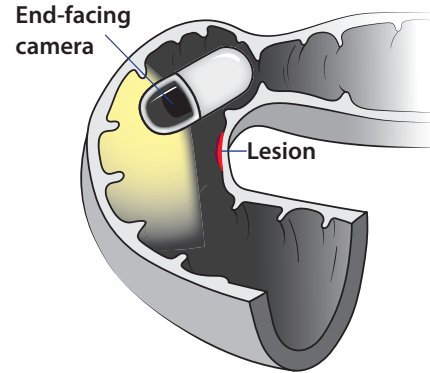
See more.

CapsoCam Plus is the only capsule endoscopy system with a 360° panoramic view. The system is proven to see more lesions¹ facilitating early detection of pathology to support treatment.

CapsoCam Plus 360 degree comprehensive view



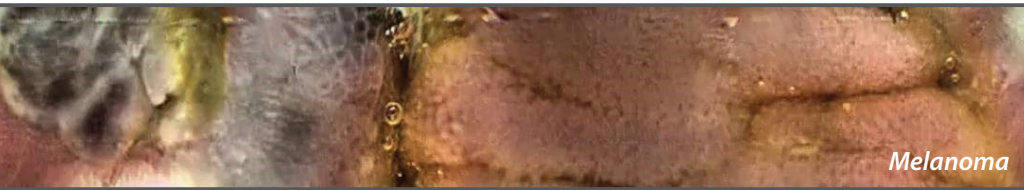
Limitation of "tunnel" view of end-viewing capsule technology



CapsoCam Plus visualized the Ampulla of Vater more than 70%² of the time compared to 10%³ for leading end-facing capsules.

Imagine how much more you will see with CapsoCam Plus.

If you see more, you know more.



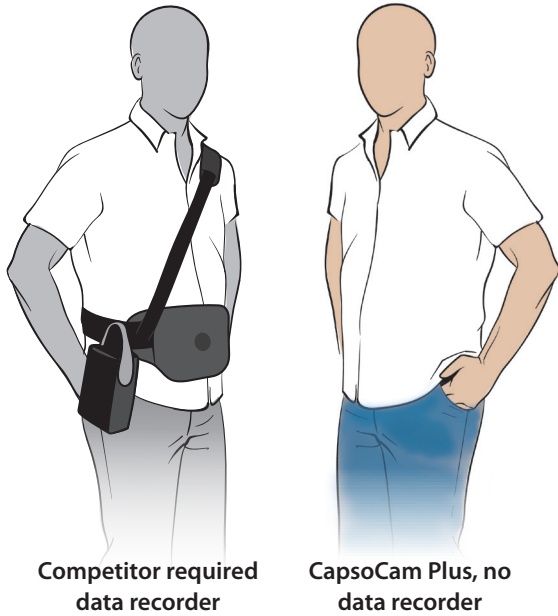
CapsoCam Plus is the only capsule endoscopy system that produces a seamless 360° view of the small bowel. The system's four cameras provide a direct panoramic view of the mucosa wall **where the pathology is located.**



4
STEPS

How it Works.

Go from ingestion to screen in four simple steps.



Competitor required data recorder

CapsoCam Plus, no data recorder

Do more.

CapsoCam Plus enables you to serve more patients, quickly and efficiently.

The absence of a data recorder, the long battery life, and high compliance rate translate into increased productivity.

80%
PREFERRED

Increased Patient Comfort.

In a recent survey⁴ 80% of respondents said they preferred the CapsoCam system over the older "wearable recorder" type devices.

More freedom without recorders and belts

- Safely use with patients who have pacemakers or other electronic implants
- No risk of data loss in patients with high BMI
- No risk of radio-frequency interfering with transmission of data



Crohn's Disease



Celiac Disease



1 The patient swallows CapsoCam Plus capsule.



2 The patient easily retrieves the CapsoCam Plus in approximately 3 to 30 hours. Concern that the capsule remains inside the patient or that unsafe battery contaminants are flushed into the sewer system are eliminated.



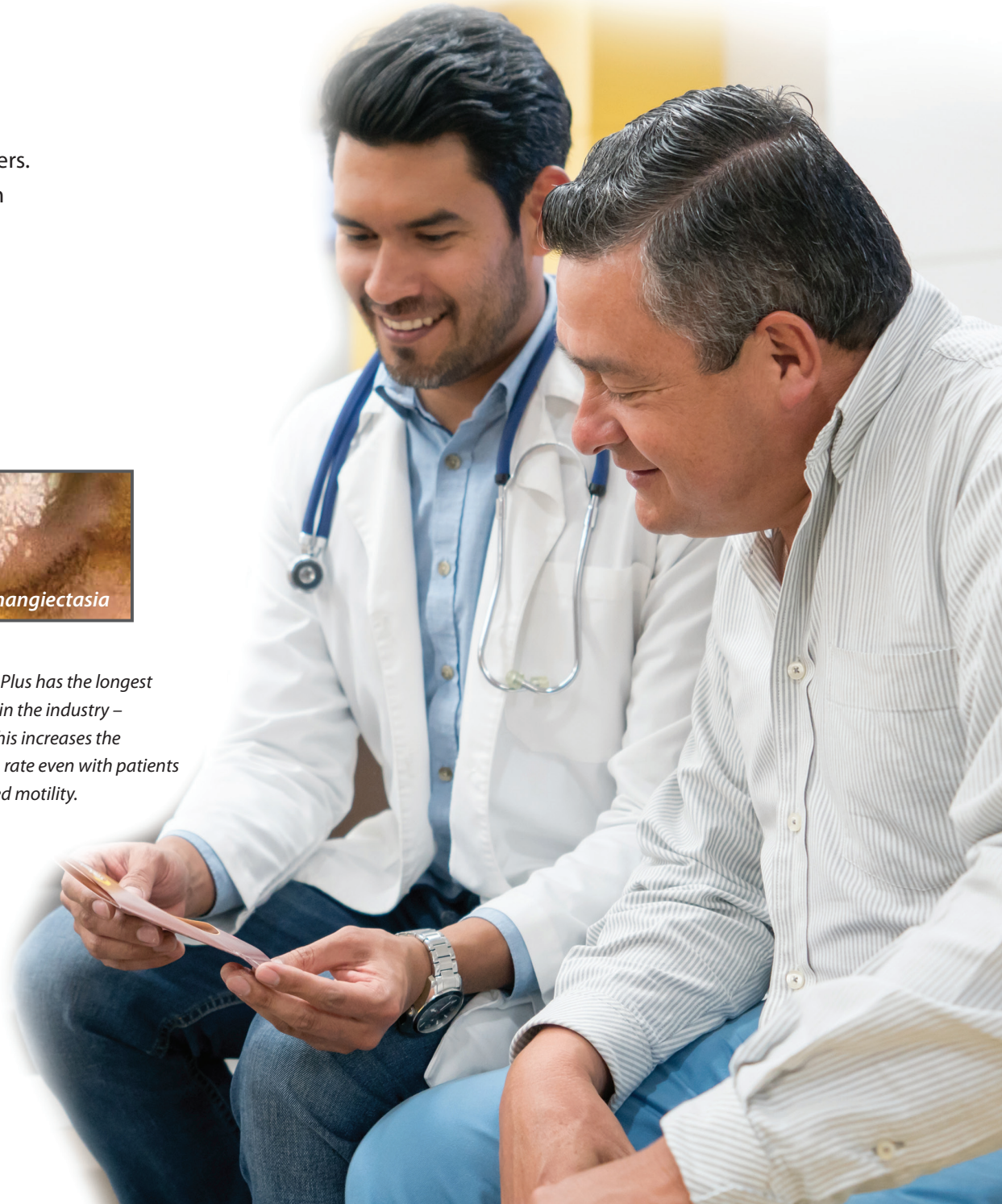
3 The patient returns the capsule to the physician office.



4 Physicians review the CapsoCam Plus study on a Mac or PC.

Improved Efficiency

Reduce your workload and save time so you can do more. Competitive capsule endoscopies take about 20 minutes⁵ of prep and follow-up time per procedure, including cleaning and checking of data recorders. CapsoCam Plus reduces that time dramatically by eliminating the need to manage belts or recorders. Nurses do not need to wait for patients to return recorders, then clean and check them for operation. There are no scheduling bottlenecks for patients.



Lymphangiectasia

Get more.

The streamlined CapsoCam Plus system requires minimal physician and nurse involvement, reducing workloads.

15
HOURS

CapsoCam Plus has the longest battery life in the industry – 15 hours. This increases the completion rate even with patients with delayed motility.



Easily view exam results with CapsoView®

- CapsoView's innovative, user-friendly interface takes the high resolution 360° in vivo images captured by CapsoCam Plus and presents them in an easy-to-read format making the study review process simple, fast and efficient.
- Process the capsule at your facility and download the data using the simple CapsoAccess download device.

Save time and money

- The most comprehensive capsule-endoscopy imaging available today.
- Less overall cost than the leading competitor.
- Everything is included in the cost of the capsule—software, retrieval kit, training and support and data download device.
- No start-up costs, maintenance fees or upgrade charges.
- No long-term contracts required.

See more. Do more. Get more.

Specifications

- 4 laterally oriented cameras
- 16 independently controlled LEDs
- 1.5 GB of on-board data storage
- Resolution: 221,184 pixels
- Up to 20 frames per second (5 fps/camera)
- 15-hour battery life (typical)
- Capsule size: 11x31mm

The CapsoCam Plus video capsule system is intended for visualization of the small bowel mucosa in patients ages 2 and above. It may be used as a tool in the detection of abnormalities of the small bowel.

Feature	CapsoCam Plus	End-viewing Capsules
Field of view	360° panoramic	145°–170° arc
Cameras	4	1
Frames per second (fps)	Up to 20 fps, 5 fps per camera	2–6 fps
Capital expenditure	None	Yes
Maintenance	None	Yes
Certainty of capsule excretion	Yes	No
Battery life	15 hours (typical)	8–12 hours
Set-up time	5 minutes	20 minutes
Download time ⁵	Capso Access: 20 minutes	30–40 minutes
Number of studies that can be done per day	Unlimited	1 per recorder

See more. To learn more or to schedule a demonstration, contact your local CapsoCam Plus representative. www.capsovision.com

